

VASARI 3 SQUARE

WALLWASH

RECESSED SQUARE
WALLWASH DOWNLIGHT
LUMINAIRE



FIXTURE
COLOUR OPTIONS



Matt White



Matt Black

ELR[®]

- Compatible with MR16, 35 and 50 series LED modules
- Colour temperature options: 2700K, 3000K, 4000K, 5000K, tuneWHITE™, WARM DIM
- Colour rendering index: 85 or 95
- Up to 50,000 hours L80 lamp life with LM80 tested LED chip packages
- Luminous flux: 310lm to 1600lm (depending on LED module)
- Supplied with non-dimmable or phase/0-10V/DALI dimmable LED driver
- 90mm cutout
- Wall wash at 30° with linear spreader lens
- ATePS™ Automated Thermal Protection System
- ComfyEYE, reduced flicker percentage
- X-Beam, maximising light output ratio with converging optical lens
- Interchangeable LED module system
- Fitted with IP54 spread lens
- Optional honeycomb anti-glare louvre



The information above is at nominal values accuracy of +/-7%.

AVAILABLE OPTIONS

LED MODULE



MR16



35/50N



50C/P

TEMPERATURE



2700K

3000K

4000K

5000K



ProART



tuneWHITE™



WARM DIM
WARM DIM

DRIVER



(ND)



(PH)



(AN)



(DA)

ACCESSORIES



Honeycomb
Anti-Glare Louvre

BEAM ANGLE

WALLWASH

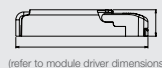
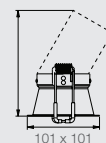


60°

DIMENSIONS (MM)

*Displayed height measurements are for highest point of fitting.

35N : 88
50N : 113
50C/P : 113
MR16 : 88



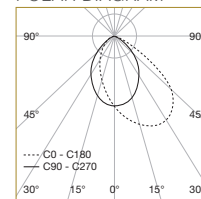
(refer to module driver dimensions)

VASARI 3 WALLWASH

Wallwash 3 Round

50 PRO

POLAR DIAGRAM



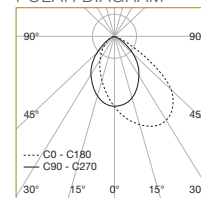
Meter	E (0°)	Emax (lx)
		60°
1	E (0°)	694
2	E (0°)	174
3	E (0°)	77

Correction Factor : 50C - f = 0.8
50N - f = 0.63
35N - f = 0.5

Wallwash 3 Square

50 PRO

POLAR DIAGRAM



Meter	E (0°)	Emax (lx)
		60°
1	E (0°)	759
2	E (0°)	190
3	E (0°)	84

Correction Factor : 50C - f = 0.8
50N - f = 0.63
35N - f = 0.5

VASARI 3 WALLWASH

ORDERING MATRIX CHART



FIXTURE					SINGLE CCT LED MODULE				DRIVER
Type	Shape	Angle	Colour	Accessories	LED Power	Beam Angle	Colour Temp	CRI	Dimming
VASARI-3	-	-	-	-	-	-	-	-	-
RD	Round	WW WALLWASH	WH Matt White	None	35N 6W	10 10°	27 2700K	Standard	ND Non-Dim
SQ	Square		MB Matt Black	AGL Anti-Glare Louvre	50N 7.5W	20 20°	30 3000K	PA ProART	PH Phase
					50C 10W	35 35°	40 4000K		AN 0-10V
					50P 13W	60 60°	50 5000K		DA DALI
WARM DIM LED MODULE								DRIVER	
					35N 6W	10 10°	WD WARM DIM	PA ProART	PH Phase
					50N 7.5W	20 20°			AN 0-10V
					50P 13W	35 35°			DA DALI
						60 60°			
*10° Beam angle option is only available with 35N and 50N WARM DIM LED Modules.									
tuneWHITE™ LED MODULE								DRIVER	
					50N 7.5W	20 20°	TW tuneWHITE™	PA ProART	DA DALI
					50P 13W	35 35°			
						60 60°			

example: VASARI-3.RD.WW.WH.AGL.50P.60.27.DA
 *Custom RAL colour options available.